



Resultatliste Ski hopping Andre omgang




13.01.2018
Starttid 10:00:00

Jury/Ledelse		Dommere		Bakke-data	
NC koord	Ståle Villumstad, NSF	A	Vidar Nybakken, Hedmark	K-punkt	124
TD	Svein Emmerud, Buskerud	B	Hans Brekken, Oppland	Meter verdi	1,8 p/m
Rennleder	Knut Magnussen	C	Ola Rindal, Hedmark	Hill size (HS)	139 m
		D	Ola M. Myhre, Hedmark	Bakkererekord	146,5 m
Utstyrskontr.	G. Enger/B. Pettersen, NSF	E	Trond Bysveen, Hedmark	Bakkenavn	K124

M NC Elite K124

Plass	Startnr	Navn	Lengde			Nasjon Klubb					Dommer		Omg.		
			Gate/poeng	Fart	LengdePoeng	Plass	A	B	C	D	E	Poeng		Plass	
1	48	Espen Jacobsen				1998 ST	Orkdal IL	Trønderhopp							282,7 - 0,0
		(13) 0,0	91,1	140,5	89,7(0,0)	1	18,0	18,0	18,0	18,0	17,5	54,0	2	143,7	1
		(11) 11,2	90,0	132,5	75,3(0,0)	5	18,0	17,5	17,0	17,5	17,5	52,5	11	139,0	4
2	57	Jonas Sloth Sandell				1995 Tro	Tromsø	Skiklub Trønderhopp							280,1 - 2,6
		(13) 0,0	91,3	136,0	81,6(0,0)	2	18,0	17,5	17,0	17,5	17,5	52,5	10	134,1	2
		(11) 11,2	89,9	135,0	79,8(0,0)	2	18,5	17,5	18,5	18,0	18,5	55,0	1	146,0	2
3	56	Andreas Granerud Buskum				1996 Opp	Lensbygda	Sportsklubb Lillehammer hopp							267,9 - 14,8
		(13) 0,0	90,8	128,0	67,2(0,0)	11	17,5	18,0	17,0	17,5	18,0	53,0	8	120,2	12
		(13) 0,0	90,7	143,0	94,2(0,0)	1	18,0	18,0	17,5	17,5	18,5	53,5	4	147,7	1
4	55	Jesper Ødegaard				1998 Opp	Gausdal	Skilag Lillehammer hopp							266,5 - 16,2
		(13) 0,0	91,4	131,5	73,5(0,0)	3	18,0	16,5	17,5	17,0	17,5	52,0	14	125,5	5
		(11) 11,2	90,7	132,5	75,3(0,0)	5	18,0	17,5	18,5	18,5	18,0	54,5	2	141,0	3
5	43	Matias Braathen				1996 Ake	Øvrevoll	Hosle IL Kollenhopp							262,5 - 20,2
		(13) 0,0	91,5	131,5	73,5(0,0)	3	17,5	18,0	18,0	17,0	18,0	53,5	5	127,0	4
		(11) 11,2	90,5	130,0	70,8(0,0)	13	18,5	17,5	18,0	18,0	17,5	53,5	4	135,5	6
6	58	Oscar Petersen Westerheim				1996 Osl	Bækkelagets	SK Kollenhopp							260,8 - 21,9
		(13) 0,0	91,4	129,0	69,0(0,0)	7	17,5	18,0	18,0	17,5	18,5	53,5	5	122,5	7
		(11) 11,2	90,8	131,0	72,6(0,0)	11	18,5	17,5	18,5	18,0	18,0	54,5	2	138,3	5
7	54	Are Granrud Sumstad				1996 Opp	Sør-Fron	IL Lillehammer hopp							252,1 - 30,6
		(13) 0,0	91,2	129,0	69,0(0,0)	7	18,0	18,0	18,0	17,0	18,0	54,0	2	123,0	6
		(11) 11,2	90,6	127,0	65,4(0,0)	14	17,5	17,5	17,5	17,5	17,5	52,5	11	129,1	8
8	59	Sigurd Nymoen Søberg				1994 Hed	Furnes	Skiløperforening Lillehammer hopp							249,4 - 33,3
		(13) 0,0	91,3	128,5	68,1(0,0)	10	17,5	17,5	17,0	17,5	17,5	52,5	10	120,6	11
		(13) 0,0	90,9	132,5	75,3(0,0)	5	18,0	17,0	17,5	18,0	18,0	53,5	4	128,8	9
9	35	Espen Røe				1993 Hed	Tolga	IL Trønderhopp							247,8 - 34,9
		(13) 0,0	91,2	128,0	67,2(0,0)	11	17,0	17,5	17,5	18,0	17,5	52,5	10	119,7	13
		(13) 0,0	91,4	133,5	77,1(0,0)	4	17,0	17,0	17,0	17,0	17,0	51,0	18	128,1	10
10	36	Jørgen Oliver Strøm				2000 Fin	Alta IF	Kollenhopp							245,7 - 37,0
		(13) 0,0	91,3	128,0	67,2(0,0)	11	17,0	17,0	17,5	17,0	18,0	51,5	17	118,7	15
		(13) 0,0	91,6	131,5	73,5(0,0)	9	17,5	17,5	18,0	18,0	18,0	53,5	4	127,0	11
11	53	Fredrik Eirinsønn Villumstad				1999 Ake	Skimt - Ski	Kollenhopp							244,8 - 37,9
		(13) 0,0	91,2	128,0	67,2(0,0)	11	17,0	18,0	17,0	17,5	17,0	51,5	17	118,7	15
		(13) 0,0	91,8	131,0	72,6(0,0)	11	18,0	17,5	17,0	18,0	18,0	53,5	4	126,1	13
12	42	Jonas Bratlien				1999 Opp	Bøverbru	IL NTG Hopp							240,5 - 42,2
		(13) 0,0	90,9	123,5	59,1(0,0)	21	17,0	17,5	17,0	16,5	17,0	51,0	20	110,1	21
		(13) 0,0	90,7	134,5	78,9(0,0)	3	17,5	17,0	17,0	17,0	17,5	51,5	16	130,4	7
13	60	Thomas Aasen Markeng				2000	Lensbygda	Sportsklubb NTG Hopp							237,0 - 45,7
		(13) 0,0	92,4	128,0	67,2(0,0)	11	18,0	18,0	17,5	17,0	18,0	53,5	5	120,7	10
		(11) 11,2	91,0	121,0	54,6(0,0)	21	17,0	16,5	17,5	16,5	17,0	50,5	20	116,3	15
14	39	Jonas Gropen Søgård				1996 Hed	Nordbygda/Løten	Ski Lillehammer hopp							233,3 - 49,4
		(13) 0,0	91,4	122,0	56,4(0,0)	22	16,5	16,0	17,0	17,0	17,0	50,5	24	106,9	22
		(13) 0,0	91,1	132,0	74,4(0,0)	8	17,5	17,5	17,0	17,0	17,5	52,0	14	126,4	12
15	44	Lars Brodshaug Berger				1995 Ake	Eidsvold	Værks Skiklub Lillehammer hopp							233,2 - 49,5
		(13) 0,0	91,9	126,5	64,5(0,0)	17	17,5	18,0	18,0	16,5	17,5	53,0	8	117,5	17
		(13) 0,0	91,9	125,5	62,7(0,0)	15	17,5	18,0	17,5	17,5	18,0	53,0	9	115,7	16





Resultatliste
Ski hopping
Andre omgang



13.01.2018
Starttid 10:00:00

M NC Elite K124

Plass	Startnr	Navn	Lengde			Nasjon Klubb					Dommer		Omg.		
			Gate/poeng	Fart	Lengde Poeng	Plass	A	B	C	D	E	Poeng		Plass	Poeng
16	51	Oscar Alexander Hafslund				1997 Hed	Nordbygda/Løten Ski Lillehammer hopp							231,8 - 50,9	
		(13) 0,0	91,4	126,5	64,5(0,0)	17	17,0	17,5	17,5	17,5	17,5	52,5	10	117,0	18
		(13) 0,0	91,6	125,0	61,8(0,0)	16	18,0	18,0	16,5	17,0	18,0	53,0	9	114,8	17
17	47	Andreas Varsi Breivik				1997 Tro	Tromsø Skiklub Trønderhopp							227,2 - 55,5	
		(13) 0,0	90,9	126,0	63,6(0,0)	19	17,0	18,5	17,5	17,0	17,5	52,0	14	115,6	19
		(13) 0,0	90,8	123,5	59,1(0,0)	19	17,0	18,5	17,5	17,5	17,5	52,5	11	111,6	19
18	46	Jørgen Madsen				1994 Ake	Skimt - Ski Kollenhopp							226,9 - 55,8	
		(13) 0,0	90,9	129,0	69,0(0,0)	7	17,5	17,0	18,0	17,0	17,5	52,0	14	121,0	8
		(11) 11,2	90,2	115,5	44,7(0,0)	22	16,5	16,5	17,0	16,5	17,0	50,0	21	105,9	22
19	52	Rishi Sæther				1997 Mør	Liabygda IL Lillehammer hopp							225,9 - 56,8	
		(13) 0,0	90,9	127,0	65,4(0,0)	16	18,0	17,5	18,0	18,0	18,0	54,0	2	119,4	14
		(13) 0,0	91,2	121,5	55,5(0,0)	20	17,0	17,0	17,5	17,0	17,0	51,0	18	106,5	21
20	49	Ole Mathis Nedrejord				1996 Fin	Nordlys, IL Lillehammer hopp							223,0 - 59,7	
		(13) 0,0	91,3	124,0	60,0(0,0)	20	17,0	17,5	17,0	17,0	17,5	51,5	17	111,5	20
		(13) 0,0	91,0	124,0	60,0(0,0)	17	17,0	17,5	17,0	17,0	17,5	51,5	16	111,5	20
21	41	Jo Rømme Mellingsæter				2000 ST	Orkdal IL Trønderhopp							218,3 - 64,4	
		(13) 0,0	90,5	117,5	48,3(0,0)	24	16,5	15,5	17,0	16,5	16,5	49,5	26	97,8	24
		(13) 0,0	90,4	131,5	73,5(0,0)	9	16,0	15,5	15,5	15,5	16,5	47,0	25	120,5	14
22	40	Oliver Dahl				1997 ST	Byåsen IL Trønderhopp							217,8 - 64,9	
		(13) 0,0	91,3	129,5	69,9(0,0)	6	17,0	16,0	17,5	17,0	17,0	51,0	20	120,9	9
		(11) 11,2	90,7	110,5	35,7(0,0)	25	16,0	17,5	17,0	16,5	16,5	50,0	21	96,9	23
23	37	Anders Ladehaug				1999 Opp	Nordre Land IL NTG Hopp							215,8 - 66,9	
		(13) 0,0	90,9	120,0	52,8(0,0)	23	16,5	18,0	17,0	16,5	17,5	51,0	20	103,8	23
		(13) 0,0	90,5	124,0	60,0(0,0)	17	17,0	18,0	17,0	17,5	17,5	52,0	14	112,0	18
24	61	Fredrik Bjerkeengen				1988 Opp	Kolbukameratene, IL Lillehammer hopp							196,8 - 85,9	
		(13) 0,0	91,5	130,5	71,7(0,0)	5	18,5	19,0	18,5	18,5	18,5	55,5	1	127,2	3
		(11) 11,2	90,0	99,5	15,9(0,0)	27	14,5	13,5	14,0	14,0	14,5	42,5	27	69,6	27
25	50	Carl Henning Lippestad				1998 Osl	Bækkelagets SK Kollenhopp							179,5 - 103,2	
		(13) 0,0	91,3	114,5	42,9(0,0)	26	16,5	17,5	16,5	16,5	17,0	50,0	25	92,9	26
		(13) 0,0	91,5	111,0	36,6(0,0)	24	17,0	16,5	17,0	16,5	16,5	50,0	21	86,6	25
26	38	Anders Sandberg Håre				1999 Bus	Vikersund IF - Ski Flying Team Vikersund							171,5 - 111,2	
		(13) 0,0	90,5	109,0	33,0(0,0)	27	16,0	16,0	16,5	16,5	16,0	48,5	27	81,5	27
		(13) 0,0	90,8	114,0	42,0(0,0)	23	16,0	15,0	16,5	15,5	16,5	48,0	24	90,0	24
27	45	Kenneth Henningsmo Fredheim				1997 Hed	Nansen, IL Trønderhopp							169,2 - 113,5	
		(13) 0,0	90,9	116,0	45,6(0,0)	25	16,5	17,5	17,0	17,0	17,0	51,0	20	96,6	25
		(13) 0,0	91,2	106,0	27,6(0,0)	26	15,0	15,0	15,0	15,0	15,5	45,0	26	72,6	26

M NC A K124

Plass	Startnr	Navn	Lengde			Nasjon Klubb					Dommer		Omg.		
			Gate/poeng	Fart	Lengde Poeng	Plass	A	B	C	D	E	Poeng		Plass	Poeng
1	27	Mats Konterud Sagbakken				1999 Hed	Furnes Skiløperforening NTG Hopp							272,1 - 0,0	
		(18) 0,0	93,1	139,5	87,9(0,0)	1	18,0	18,5	18,0	17,5	17,5	53,5	3	141,4	1
		(18) 0,0	93,5	133,0	76,2(0,0)	3	18,5	18,0	18,5	18,0	18,0	54,5	1	130,7	3
2	25	Jens Gaarder				2000 Opp	Raufoss IL Hopp Kollenhopp							267,6 - 4,5	
		(18) 0,0	93,7	133,0	76,2(0,0)	2	18,0	18,0	18,5	17,5	18,0	54,0	2	130,2	2
		(18) 0,0	93,9	137,0	83,4(0,0)	1	18,0	17,5	18,0	18,5	18,0	54,0	3	137,4	1
3	8	Sander Vossan Eriksen				2000 Osl	Bækkelagets SK Kollenhopp							255,3 - 16,8	
		(18) 0,0	93,1	133,0	76,2(0,0)	2	17,5	17,0	17,0	17,5	17,5	52,0	7	128,2	3
		(18) 0,0	93,1	131,0	72,6(0,0)	5	18,5	17,5	18,0	18,5	18,0	54,5	1	127,1	5






Resultatliste
Ski hopping
Andre omgang



13.01.2018
Starttid 10:00:00

M NC A K124

Plass	Startnr	Navn	Lengde			Nasjon Klubb					Dommer		Omg.				
			Gate/poeng	Fart	Lengde Poeng	Plass	A	B	C	D	E	Poeng		Plass			
4	23	Stian Danielsen				1996	Fin	Alta IF Trønderhopp					240,5 - 31,6				
			(18)	0,0	93,4	129,0	69,0(0,0)	5	18,0	18,5	17,5	17,5	17,5	53,0	4	122,0	5
			(18)	0,0	93,5	126,5	64,5(0,0)	8	18,0	18,0	17,5	18,5	18,0	54,0	3	118,5	7
4	19	Christian Røste Solberg				1999	Ake	IL Jardar Kollenhopp					240,5 - 31,6				
			(18)	0,0	93,5	123,0	58,2(0,0)	13	17,0	17,0	16,5	17,5	17,0	51,0	12	109,2	13
			(18)	0,0	93,9	135,0	79,8(0,0)	2	17,5	17,0	16,5	17,0	17,5	51,5	9	131,3	2
6	18	Peder Skjæret Strømhaug				1998	Hed	Folldal IF Lillehammer hopp					240,3 - 31,8				
			(18)	0,0	93,5	125,0	61,8(0,0)	8	16,5	17,0	17,0	17,0	17,0	51,0	12	112,8	9
			(18)	0,0	93,5	131,5	73,5(0,0)	4	18,0	17,5	18,5	18,0	18,0	54,0	3	127,5	4
7	13	Marius Aas Hast				1999	ØF	Mysen IF Kollenhopp					237,8 - 34,3				
			(18)	0,0	92,5	128,5	68,1(0,0)	6	17,5	16,5	18,0	17,0	17,5	52,0	7	120,1	6
			(18)	0,0	92,8	128,0	67,2(0,0)	7	16,0	16,5	17,0	17,0	17,0	50,5	15	117,7	8
8	30	Kristoffer Eriksen Sundal				2001	Osl	Koll, IL Kollenhopp					236,5 - 35,6				
			(18)	0,0	92,3	129,5	69,9(0,0)	4	18,5	19,0	18,5	17,0	18,0	55,0	1	124,9	4
			(18)	0,0	92,6	123,5	59,1(0,0)	13	17,5	17,5	17,5	17,5	17,5	52,5	7	111,6	13
9	21	Benjamin Østvold				2001	Opp	Lensbygda Sportsklubb Kollenhopp					231,6 - 40,5				
			(18)	0,0	93,3	124,0	60,0(0,0)	11	17,0	17,5	17,0	16,5	17,0	51,0	12	111,0	12
			(18)	0,0	93,2	128,5	68,1(0,0)	6	17,5	17,5	18,0	17,5	17,5	52,5	7	120,6	6
10	17	Bendik Netland Hulløen				1996	Agd	Oddersjaa SSK Kollenhopp					228,8 - 43,3				
			(18)	0,0	93,8	123,5	59,1(0,0)	12	17,5	18,0	17,5	17,5	18,0	53,0	4	112,1	11
			(18)	0,0	93,9	125,5	62,7(0,0)	9	18,0	18,0	18,0	18,0	18,0	54,0	3	116,7	9
11	28	Erik Hannevold Johannessen				1999	Tel	Botne SK Team Telemark Hopp					227,9 - 44,2				
			(18)	0,0	92,9	126,0	63,6(0,0)	7	17,0	18,0	17,0	17,0	17,0	51,0	12	114,6	7
			(18)	0,0	93,1	125,0	61,8(0,0)	10	17,0	17,5	16,5	17,0	17,5	51,5	9	113,3	10
12	11	Even Wålen Østerhaug				1999	Opp	Søre Ål IL NTG Hopp					221,1 - 51,0				
			(18)	0,0	92,8	122,5	57,3(0,0)	14	17,0	16,0	17,0	17,0	16,5	50,5	18	107,8	14
			(18)	0,0	93,1	125,0	61,8(0,0)	10	17,0	15,5	17,0	17,5	17,5	51,5	9	113,3	10
13	12	Sølve Jokerud Strand				2000	Bus	Vikersund IF - Ski Flying Team Vikersund					219,9 - 52,2				
			(18)	0,0	92,5	124,5	60,9(0,0)	9	17,5	18,0	17,5	17,0	17,5	52,5	6	113,4	8
			(18)	0,0	92,0	121,5	55,5(0,0)	15	17,0	17,0	17,5	17,0	17,0	51,0	13	106,5	15
14	24	Eirik Leander Fystro				1999	Opp	Leira IL NTG Hopp					218,8 - 53,3				
			(18)	0,0	93,0	121,5	55,5(0,0)	15	16,5	18,0	17,0	16,5	17,0	50,5	18	106,0	15
			(18)	0,0	93,1	125,0	61,8(0,0)	10	17,0	17,5	16,5	16,5	17,5	51,0	13	112,8	12
15	26	Espen Alexander Eriksen				1994	Tro	Tromsø Skiklub Trønderhopp					207,6 - 64,5				
			(18)	0,0	91,7	120,5	53,7(0,0)	16	17,0	18,0	17,5	17,0	17,0	52,0	7	105,7	16
			(18)	0,0	92,5	119,5	51,9(0,0)	16	16,0	17,0	16,5	16,5	17,0	50,0	17	101,9	16
16	10	Bjørnar Kvaal				2000	ST	Byåsen IL Trønderhopp					199,9 - 72,2				
			(18)	0,0	92,9	120,0	52,8(0,0)	17	16,5	18,0	16,5	16,5	17,0	50,0	21	102,8	17
			(18)	0,0	93,0	116,0	45,6(0,0)	18	16,5	17,5	17,0	17,5	17,0	51,5	9	97,1	17
17	16	Jonas Viken				1997	Nor	Steinkjer Skiklubb Trønderhopp					196,6 - 75,5				
			(18)	0,0	93,3	124,5	60,9(0,0)	9	16,5	18,0	17,0	17,5	17,0	51,5	11	112,4	10
			(18)	0,0	93,4	110,5	35,7(0,0)	20	16,0	16,5	16,5	16,0	16,0	48,5	21	84,2	21
18	20	Pål-Håkon Bjørtomt				2000	Ake	Hurdal IL NTG Hopp					194,4 - 77,7				
			(18)	0,0	93,0	116,5	46,5(0,0)	20	16,5	18,0	17,5	16,5	17,0	51,0	12	97,5	20
			(18)	0,0	93,0	117,0	47,4(0,0)	17	16,0	16,5	16,5	16,5	16,5	49,5	20	96,9	18
19	15	Sander Henriksen Bjørndalen				1999	Tel	Heddal IL Team Telemark Hopp					190,5 - 81,6				
			(18)	0,0	93,1	118,5	50,1(0,0)	19	17,0	17,5	17,0	18,0	17,5	52,0	7	102,1	18
			(18)	0,0	93,3	112,0	38,4(0,0)	19	16,5	17,0	16,5	17,0	16,5	50,0	17	88,4	19
20	9	Fredrik Gran				1998	ST	Byåsen IL Trønderhopp					183,7 - 88,4				
			(18)	0,0	92,2	116,5	46,5(0,0)	20	17,0	18,5	17,0	17,0	17,0	51,0	12	97,5	20
			(18)	0,0	92,6	110,5	35,7(0,0)	20	16,5	17,5	17,0	17,0	16,5	50,5	15	86,2	20
21	14	Jonatan Hansen Lauvslund				2000	Agd	Øvrebø IL Team Telemark Hopp					183,5 - 88,6				
			(18)	0,0	92,9	107,5	30,3(0,0)	22	15,0	15,0	14,0	15,0	15,0	45,0	23	75,3	22
			(18)	0,0	93,1	123,0	58,2(0,0)	14	17,0	14,5	16,5	16,5	17,0	50,0	17	108,2	14





Resultatliste
Ski hopping
Andre omgang




13.01.2018
Starttid 10:00:00

M NC A K124

Plass	Startnr	Navn	Lengde			Nasjon Klubb				Dommer		Omg.			
			Gate/poeng	Fart	LengdePoeng	Plass	A	B	C	D	E		Poeng Plass	Poeng Plass	
22	7	Håvard Svingen Lunnan	1996 Nor			Skatval Skilag - ski Trønderhopp				174,6 - 97,5					
		(18) 0,0	91,8	119,0	51,0(0,0)	18	16,0	17,5	17,0	16,5	17,0	50,5	18	101,5	19
		(18) 0,0	91,9	106,0	27,6(0,0)	22	15,0	15,0	15,5	15,0	16,0	45,5	23	73,1	22
23	6	Bendik Jakobsen Heggli	2001 ST			Byåsen IL Trønderhopp				140,3 - 131,8					
		(18) 0,0	90,9	103,5	23,1(0,0)	23	16,0	16,0	16,5	17,0	15,5	48,5	22	71,6	23
		(18) 0,0	91,4	103,0	22,2(0,0)	23	16,0	15,0	15,5	16,5	15,0	46,5	22	68,7	23

DNS 29 Jostein Loe Opp;





Resultatliste Ski hopping Andre omgang



13.01.2018
Starttid 10:00:00

Jury/Ledelse		Dommere		Bakke data	
NC koord	Ståle Villumstad, NSF	A	Vidar Nybakken, Hedmark	K-punkt	99
TD	Svein Emmerud, Buskerud	B	Hans Brekken, Oppland	Meter verdi	2 p/m
Rennleder	Knut Magnussen	C	Ola Rindal, Hedmark	Hill size (HS)	111 m
		D	Ola M. Myhre, Hedmark	Bakkerekord	116 m
Utstyrskontr.	G. Enger/B. Pettersen, NSF	E	Trond Bysveen, Hedmark	Bakkenavn	K99

M Veteran K99

Plass	Startnr	Navn	Lengde		Plass	Nasjon Klubb					Dommer		Omg.			
			Gate/poeng	Fart		Lengde	Poeng	A	B	C	D	E		Poeng	Plass	
1	68	Ole Henning Holt	0,0	0,0	99,0	60,0(0,0)	1967 Tel Skotfoss Turn & Idrettsforening Team Telemark					260,5 - 0,0		1		
							(20)	17,5	16,0	17,0	17,0	17,5	51,5		1	111,5
							(13)	17,0	16,0	17,0	17,0	17,0	51,0		1	149,0
2	67	Oddgeir Heimdahl	0,0	0,0	89,0	40,0(0,0)	1979 Opp Raufoss IL Hopp					159,5 - 101,0		2		
							(20)	15,0	14,5	15,0	15,0	15,0	45,0		2	85,0
							(20)	14,0	14,0	13,0	15,0	13,5	41,5		2	74,5

K NC Elite K99

Plass	Startnr	Navn	Lengde		Plass	Nasjon Klubb					Dommer		Omg.			
			Gate/poeng	Fart		Lengde	Poeng	A	B	C	D	E		Poeng	Plass	
1	125	Anniken Elise Møller Mork	0,0	91,3	97,0	56,0(0,0)	1991 Osl Ready Kollenhopp					213,0 - 0,0		1		
							(17)	17,0	16,5	17,0	17,5	17,0	51,0		1	107,0
							(18)	17,0	17,0	16,5	17,5	17,0	51,0		2	106,0
2	123	Ingebjørg Saglien Bråten	0,0	90,4	95,0	52,0(0,0)	1999 Opp Etnedal Skilag NTG Hopp					210,5 - 2,5		3		
							(17)	17,0	16,0	16,5	16,5	17,0	50,0		3	102,0
							(18)	17,0	16,5	16,5	17,0	17,0	50,5		3	108,5
3	122	Karoline Andrea Røstad	0,0	91,3	97,0	56,0(0,0)	1995 Nor Skogn IL Trønderhopp					204,5 - 8,5		2		
							(17)	17,0	15,0	16,5	17,0	17,0	50,5		2	106,5
							(18)	17,0	16,5	16,5	16,0	17,0	50,0		4	98,0
4	124	Thea Sofie Kleven	0,0	89,8	94,0	50,0(0,0)	2000 Bus Gjerpenkollen Hoppklubb Kollenhopp					204,0 - 9,0		4		
							(17)	16,0	15,5	16,0	15,0	15,0	46,5		4	96,5
							(18)	17,5	16,5	17,5	17,5	17,5	52,5		1	107,5
5	117	Eirin Maria Kvandal	0,0	88,8	88,0	38,0(0,0)	2001 Nol Mosjøen IL Trønderhopp					168,0 - 45,0		5		
							(17)	15,0	14,5	15,5	16,0	16,5	46,5		4	84,5
							(18)	15,0	15,0	15,5	15,0	16,0	45,5		6	83,5
6	121	Karoline Bjerke Skatvedt	0,0	90,8	89,0	40,0(0,0)	2000 ØF Trøgstad Skiklubb - Ski NTG Hopp					156,0 - 57,0		7		
							(17)	10,0	9,0	9,0	10,5	12,0	29,5		9	69,5
							(18)	13,0	10,5	13,5	12,0	12,5	37,5		8	86,5
7	119	Eva Elise Johansen Amble	0,0	90,3	85,5	33,0(0,0)	1999 Ake Ullensaker Skiklubb NTG Hopp					144,0 - 69,0		6		
							(17)	14,0	15,0	14,0	14,0	13,0	42,0		8	75,0
							(18)	8,0	8,0	8,0	8,0	6,0	24,0		9	69,0
8	120	Hanna Midtsundstad	0,0	90,1	75,0	12,0(0,0)	1999 Hed Vaaler IF NTG Hopp					125,0 - 88,0		8		
							(17)	15,0	15,0	14,5	16,0	15,5	45,5		6	57,5
							(18)	15,5	14,5	16,0	16,0	15,0	46,5		5	67,5
9	118	Astrid Louise Baarset	0,0	89,9	71,0	4,0(0,0)	2000 Tel Botne SK NTG Hopp					88,5 - 124,5		9		
							(17)	14,0	14,0	14,5	14,5	14,0	42,5		7	46,5
							(18)	13,5	14,0	13,5	14,0	13,5	41,0		7	42,0

M NC C K99

Plass	Startnr	Navn	Lengde		Plass	Nasjon Klubb					Dommer		Omg.
			Gate/poeng	Fart		Lengde	Poeng	A	B	C	D	E	





Resultatliste
Ski hopping
Andre omgang



13.01.2018
Starttid 10:00:00

1	76	Per Einar SKJæret Strømhaug	2002 Hed	Folldal IF	234,5 - 0,0
	(16)	0,0 0,0 100,0 62,0(0,0)	1 17,5	17,0 18,0 18,0 18,0 53,5	1 115,5 1
	(16)	0,0 90,7 101,0 64,0(0,0)	2 18,5	18,0 18,5 18,5 18,0 55,0	1 119,0 1
2	83	Flemming Dolonen Hagen	2000 Bus	Heradsbygda IL Flying Team Vikersund	227,5 - 7,0
	(16)	0,0 0,0 97,5 57,0(0,0)	5 17,0	16,5 17,5 17,5 18,0 52,0	2 109,0 3
	(16)	0,0 90,4 102,5 67,0(0,0)	1 17,5	16,5 17,0 17,0 17,5 51,5	4 118,5 2
3	77	Alexander Yigermal Røshol Johnson	1998 Mør	Molde og Omegn IF - Ski NTG Hopp	222,0 - 12,5
	(16)	0,0 0,0 96,0 54,0(0,0)	8 17,0	17,0 18,0 17,5 17,0 51,5	5 105,5 7
	(16)	0,0 89,7 101,0 64,0(0,0)	2 18,0	17,0 17,5 18,0 17,0 52,5	2 116,5 3
4	82	Sindre Åsen	1999 Agd	Oddersjaa SSK NTG Hopp	219,5 - 15,0
	(16)	0,0 0,0 97,0 56,0(0,0)	6 17,5	16,5 17,0 17,5 17,5 52,0	2 108,0 5
	(16)	0,0 89,6 99,5 61,0(0,0)	5 18,0	15,5 16,0 17,5 17,0 50,5	9 111,5 5
5	81	Tor Håkon Gisholt	2000 Tel	Pors IF Alianse - Skigruppe Team Telemark Hopp	218,5 - 16,0
	(16)	0,0 0,0 96,5 55,0(0,0)	7 16,5	16,0 17,0 16,5 17,0 50,0	8 105,0 8
	(16)	0,0 89,3 100,0 62,0(0,0)	4 17,5	16,5 17,5 17,0 17,0 51,5	4 113,5 4
6	78	Fredrik Jevne	2002 Hed	Furnes Skiløperforening Hedmarkhopp	217,5 - 17,0
	(16)	0,0 0,0 98,0 58,0(0,0)	3 17,0	16,0 17,5 17,0 17,0 51,0	6 109,0 3
	(16)	0,0 90,6 97,5 57,0(0,0)	7 17,0	16,5 17,5 17,5 17,0 51,5	4 108,5 6
7	84	Isak Solberg	2001 Tel	Botne SK NTG Hopp	216,5 - 18,0
	(16)	0,0 0,0 99,5 61,0(0,0)	2 16,0	16,0 15,5 14,5 15,5 47,0	11 108,0 5
	(16)	0,0 90,9 98,5 59,0(0,0)	6 17,0	15,5 16,0 17,0 16,5 49,5	10 108,5 6
8	80	Ole Gudbrand Kihle Gravermoen	1998 Bus	Soknedalen IL Flying Team Vikersund	216,0 - 18,5
	(16)	0,0 0,0 98,0 58,0(0,0)	3 17,5	17,0 17,5 17,0 17,5 52,0	2 110,0 2
	(16)	0,0 90,4 96,0 54,0(0,0)	9 17,5	17,5 17,0 17,5 17,0 52,0	3 106,0 9
9	75	Sander Kolberg	2001 Bus	Kongsberg IF NTG Hopp	210,5 - 24,0
	(16)	0,0 0,0 95,5 53,0(0,0)	9 16,5	15,5 17,0 16,5 16,5 49,5	9 102,5 9
	(16)	0,0 90,5 97,5 57,0(0,0)	7 17,0	16,5 17,0 17,5 17,0 51,0	7 108,0 8
10	79	Benjamin Pettersen	2000 Tel	Botne SK Flying Team Vikersund	200,0 - 34,5
	(16)	0,0 0,0 94,0 50,0(0,0)	10 17,0	16,5 17,0 17,5 17,0 51,0	6 101,0 10
	(16)	0,0 90,7 93,0 48,0(0,0)	10 17,0	15,5 17,0 17,0 17,0 51,0	7 99,0 10
11	74	Mathias Andreassen	2002 Ake	Eidsvold Værks Skiklub	130,5 - 104,0
	(16)	0,0 0,0 78,5 19,0(0,0)	11 16,0	14,0 16,0 16,5 15,5 47,5	10 66,5 11
	(16)	0,0 90,7 77,5 17,0(0,0)	11 16,0	14,5 15,5 16,5 15,5 47,0	11 64,0 11

M NC B K99

Plass	Startnr	Navn	Lengde		Nasjon Klubb					Dommer		Omg.
			Gate/poeng	Fart	Lengde	Poeng	Plass	A	B	C	D	
1	108	John André Langkaas	1999 Bus	Tyristubben, IF Team Telemark Hopp	274,0 - 0,0							
	(14)	0,0 90,6 109,5 81,0(0,0)	1 18,5	17,5 17,0 18,0 18,0 53,5	2 134,5 1							
	(14)	0,0 90,3 111,0 84,0(0,0)	1 18,5	18,5 18,0 18,5 18,5 55,5	1 139,5 1							
2	92	Børge Hansen Utby	2000 Tro	Tromsø Skiklub Trønderhopp	263,0 - 11,0							
	(14)	0,0 90,7 109,5 81,0(0,0)	1 17,0	17,0 17,5 18,0 17,5 52,0	8 133,0 2							
	(14)	0,0 89,9 107,5 77,0(0,0)	2 18,0	17,0 17,5 17,5 18,0 53,0	7 130,0 2							
3	97	Sebastian Østvold	2002 Opp	Lensbygda Sportsklubb Kollenhopp	259,5 - 14,5							
	(14)	0,0 90,2 107,0 76,0(0,0)	4 18,0	16,5 17,5 18,5 18,0 53,5	2 129,5 3							
	(14)	0,0 90,6 107,5 77,0(0,0)	2 18,5	17,0 17,5 17,5 18,0 53,0	7 130,0 2							
3	96	Nicolai Langseth Fredriksen	2000 Ake	Fossum IF Team Telemark Hopp	259,5 - 14,5							
	(14)	0,0 90,1 108,0 78,0(0,0)	3 17,0	16,5 17,5 17,5 17,0 51,5	11 129,5 3							
	(14)	0,0 90,2 107,5 77,0(0,0)	2 17,5	17,5 18,0 18,0 17,0 53,0	7 130,0 2							
5	91	Simen Aasen Markeng	2002 Opp	Lensbygda Sportsklubb	253,0 - 21,0							
	(14)	0,0 90,0 106,0 74,0(0,0)	5 18,5	17,0 18,0 18,0 18,5 54,5	1 128,5 5							
	(14)	0,0 89,8 104,0 70,0(0,0)	8 18,0	17,5 18,0 18,5 18,5 54,5	4 124,5 9							
6	102	Jostein Saglien Bråten	2000 Opp	Etnedal Skilag NTG Hopp	252,0 - 22,0							
	(14)	0,0 90,2 105,5 73,0(0,0)	6 18,0	17,5 18,0 17,5 18,0 53,5	2 126,5 6							
	(14)	0,0 90,4 105,0 72,0(0,0)	7 17,5	17,5 18,0 18,0 18,5 53,5	5 125,5 7							





Resultatliste Ski hopping Andre omgang



13.01.2018
Starttid 10:00:00

M NC B K99

Plass	Startnr	Navn	Lengde		Plass	Nasjon Klubb					Dommer		Omg.			
			Gate/poeng	Fart		Lengde	Poeng	A	B	C	D	E		Poeng	Plass	
7	107	Henrik Haave			2000	Opp	Nordre Land IL NTG Hopp					251,0 - 23,0				
		(14)	0,0	90,3	104,5	71,0(0,0)	8	17,5	16,5	18,5	17,5	17,5	52,5	7	123,5	8
		(14)	0,0	90,6	106,0	74,0(0,0)	6	18,0	17,0	18,0	17,5	18,0	53,5	5	127,5	6
8	98	Simen Meen Haugeng			2000	Ake	Fossum IF Kollenhopp					250,0 - 24,0				
		(14)	0,0	89,8	104,5	71,0(0,0)	8	16,0	16,0	16,5	17,0	16,5	49,0	16	120,0	9
		(14)	0,0	89,8	106,5	75,0(0,0)	5	18,5	17,5	18,5	18,5	18,0	55,0	2	130,0	2
9	100	Olav Dvergsdal Prestegård			2001	Osl	Vestre Akers SK Kollenhopp					240,5 - 33,5				
		(14)	0,0	87,9	100,0	62,0(0,0)	14	18,0	17,5	18,0	17,5	18,0	53,5	2	115,5	13
		(14)	0,0	88,2	104,0	70,0(0,0)	8	18,5	16,0	18,0	18,5	18,5	55,0	2	125,0	8
10	104	Jakob Tjåland Randen			1996	Hed	Folldal IF Lillehammer hopp					237,5 - 36,5				
		(14)	0,0	90,0	105,0	72,0(0,0)	7	16,0	16,0	18,0	18,0	18,5	52,0	8	124,0	7
		(14)	0,0	89,7	99,5	61,0(0,0)	14	17,5	16,5	17,5	17,5	18,0	52,5	11	113,5	14
11	106	Ole Kristian Baarset			2001	Tel	Botne SK NTG Hopp					236,0 - 38,0				
		(14)	0,0	89,7	103,0	68,0(0,0)	10	16,0	15,0	16,0	16,5	17,0	48,5	17	116,5	12
		(14)	0,0	89,5	104,0	70,0(0,0)	8	16,5	16,0	16,5	17,0	16,5	49,5	15	119,5	10
11	94	Knut Jokerud Strand			1996	Bus	Vikersund IF - Ski Flying Team Vikersund					236,0 - 38,0				
		(14)	0,0	90,3	102,0	66,0(0,0)	12	17,0	16,0	17,5	18,0	17,5	52,0	8	118,0	11
		(14)	0,0	90,4	102,5	67,0(0,0)	11	17,0	16,0	17,5	17,0	17,0	51,0	12	118,0	11
13	105	Peder Isaksen Fossum			1998	Nor	Steinkjer Skiklubb Trønderhopp					231,0 - 43,0				
		(14)	0,0	91,0	100,0	62,0(0,0)	14	17,0	15,0	17,0	17,0	17,5	51,0	14	113,0	16
		(14)	0,0	90,7	102,5	67,0(0,0)	11	17,0	16,0	17,0	17,5	17,0	51,0	12	118,0	11
14	103	Esben Alexander Johansen Amble			2001	Ake	Ullensaker Skiklubb NTG Hopp					225,5 - 48,5				
		(14)	0,0	89,9	100,0	62,0(0,0)	14	17,5	16,5	17,0	17,0	17,5	51,5	11	113,5	15
		(14)	0,0	90,0	99,5	61,0(0,0)	14	17,0	14,0	17,0	17,5	17,0	51,0	12	112,0	15
15	99	Ola Stenumgaard			1999	Opp	Sør-Fron IL Trønderhopp					208,5 - 65,5				
		(14)	0,0	89,7	99,0	60,0(0,0)	17	17,0	16,0	17,0	17,5	17,5	51,5	11	111,5	17
		(14)	0,0	89,8	93,5	49,0(0,0)	17	16,0	15,0	16,5	16,0	16,0	48,0	16	97,0	16
16	95	Tobias Haugelien			1999	Bus	Ringkollen Skiklubb Team Telemark Hopp					202,0 - 72,0				
		(14)	0,0	90,3	97,5	57,0(0,0)	18	16,5	16,0	15,5	15,5	17,0	48,0	18	105,0	18
		(14)	0,0	90,6	94,5	51,0(0,0)	16	15,5	14,5	15,0	15,5	15,5	46,0	18	97,0	16
17	101	Marcus Flemström			1999	SVE	Sollefteå Gif Team Telemark Hopp					198,0 - 76,0				
		(14)	0,0	89,4	97,0	56,0(0,0)	19	16,0	15,5	15,5	15,5	16,0	47,0	19	103,0	19
		(14)	0,0	89,2	93,0	48,0(0,0)	18	16,0	15,0	15,5	15,5	16,0	47,0	17	95,0	18
18 DSX	90	Alexander Larsen			2000	Tel	Botne SK Kollenhopp					120,0 - 154,0				
(14)	0,0	89,3	102,5	67,0(0,0)	11	17,5	17,0	18,5	17,5	18,0	53,0	6	120,0	9		
19 DSX	93	Sivert Markeset			2000	Bus	Holeværingen IL NTG Hopp					114,0 - 160,0				
(14)	0,0	90,0	100,5	63,0(0,0)	13	17,0	16,0	16,5	17,5	17,5	51,0	14	114,0	14		

DSX 90 Alexander Larsen Tel; DSX 93 Sivert Markeset Bus;

